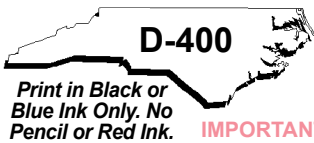


# Individual Income Tax Return 2009

North Carolina Department of Revenue



**IMPORTANT: Do not send a photocopy of this form. The original form is printed in pink and black ink.**

For calendar year **2009**, or fiscal year beginning (MM-DD)  -  - **09** and ending (MM-DD-YY)  -  -

Your Social Security Number

**You must enter your social security number(s)**

Spouse's Social Security Number

Your First Name (USE CAPITAL LETTERS FOR YOUR NAME AND ADDRESS)

M.I.

Your Last Name

If a Joint Return, Spouse's First Name

M.I.

Spouse's Last Name

Address

Apartment Number

City

State

Zip Code

Country (If not U.S.)

County (Enter first five letters)

Fill in circle if you or your spouse were out of the country on April 15 and a U.S. citizen or resident.

Fill in circle if this is an AMENDED 2009 return. Important: You must also complete Form D-400X-WS, Worksheet for Amending 2009 Individual Income Tax Return, and attach it to the front of your amended return. (Note: This form cannot be used for tax years prior to 2009.)

### Deceased Taxpayer Information

If return is for a deceased taxpayer or deceased spouse, enter date of death.

Taxpayer (MM-DD-YY)

Spouse (MM-DD-YY)

Fill in circle if return is filed and signed by Executor or Administrator.

### N.C. Public Campaign Fund

Mark 'Yes' if you want to designate \$3 of taxes to this special Fund for voter education materials and for candidates who accept spending limits. Marking 'Yes' does not change your tax or refund.

Fill in appropriate circle

You

 Yes  
 No

Your Spouse

 Yes  
 No

### N.C. Political Parties Financing Fund

Fill in appropriate circle if you want to designate \$3 to this fund. Your tax remains the same whether or not you make a designation.

You

 Democratic  
 Republican  
 Unspecified

Your Spouse

 Democratic  
 Republican  
 Unspecified

### Federal Adjusted Gross Income

Enter federal adjusted gross income from your federal return (Form 1040, Line 37; Form 1040A, Line 21; or Form 1040EZ, Line 4)

Fill in circle if negative

 , , .00

### Residency Status

Were you a resident of N.C. for the entire year of 2009?  Yes  No

Was your spouse a resident for the entire year?  Yes  No

If No, complete Lines 1 through 11. Then go to Page 4 of Form D-400. Fill in residency information and complete Lines 54 through 56.

### Filing Status

Same as federal. Fill in one circle only. If your spouse was a nonresident and had no North Carolina taxable income in 2009, see the Line Instructions for Lines 1 through 5. If you do not indicate your filing status by filling in one of the circles, any refund due will be delayed.

1.  Single
2.  Married Filing Jointly
3.  Married Filing Separately → (Enter your spouse's full name and Social Security Number) Name \_\_\_\_\_ SSN \_\_\_\_\_
4.  Head of Household
5.  Qualifying Widow(er) with Dependent Child (Year spouse died: \_\_\_\_\_)

Enter the Number of Exemptions claimed on your federal income tax return

If amount on Line 6, 8, 10, 11, or 13 is negative, fill in circle. Example:

Enter Whole U.S. Dollars Only

### 6. Taxable Income from Your Federal Income Tax Return

Form 1040, Line 43; Form 1040A, Line 27; or Form 1040EZ, Line 6 (If zero, see the Line Instructions)

 , , .00

### 7. Additions to Federal Taxable Income

All taxpayers must complete Lines 32 through 42 on Page 3 and enter amount from Line 42

 , , .00

### 8. Add Lines 6 and 7


 , , .00

### 9. Deductions from Federal Taxable Income

If applicable, complete Lines 43 through 53 on Page 3 and enter amount from Line 53

 , , .00

### 10. Line 8 minus Line 9

 , , .00

7020102011

2009

Staple All Pages of Your Return Here →

Staple W-2s Here →

10 digit last name input boxes

Be sure to sign and date your return on Page 4.

9 digit social security number input boxes

**11. Enter amount from Line 10**  11. [ ][ ] , [ ][ ][ ] , [ ][ ][ ] .00

**12. Part-year residents and nonresidents** Complete Lines 54 through 56 on Page 4 and enter decimal amount from Line 56 12. [ ] . [ ][ ][ ]

**13. North Carolina Taxable Income** Full-year residents enter the amount from Line 11 Part-year residents and nonresidents multiply amount on Line 11 by the decimal amount on Line 12  13. [ ][ ] , [ ][ ][ ] , [ ][ ][ ] .00

**14. North Carolina Income Tax** - If the amount on Line 13 is less than \$68,000, use the Tax Table beginning on Page 17 of the instructions to determine your tax. If the amount on Line 13 is \$68,000 or more, use the Tax Rate Schedule on Page 25 to calculate your tax. 14. [ ][ ] , [ ][ ][ ] , [ ][ ][ ] .00

**15. Surtax** - If North Carolina Taxable Income, Line 13, exceeds \$50,000, see instructions on Page 28 to determine amount to enter here. ▶ 15. [ ] , [ ][ ][ ] , [ ][ ][ ] .00

**16. Total North Carolina Income Tax** (Add Lines 14 and 15) 16. [ ][ ] , [ ][ ][ ] , [ ][ ][ ] .00

**17. Tax Credits** (From Form D-400TC, Part 4, Line 36 - You must attach Form D-400TC if you enter an amount on this line) ▶ 17. [ ][ ] , [ ][ ][ ] , [ ][ ][ ] .00

**18. Subtract** Line 17 from Line 16 18. [ ][ ] , [ ][ ][ ] , [ ][ ][ ] .00

**19. Consumer Use Tax** (See instructions on Page 7) ▶ 19. [ ][ ] , [ ][ ][ ] , [ ][ ][ ] .00

**20. Add** Lines 18 and 19 20. [ ][ ] , [ ][ ][ ] , [ ][ ][ ] .00

**21. North Carolina Income Tax Withheld**  
 (Staple original or copy of the original State wage and tax statement(s) in lower left-hand corner of the return)

a. Your tax withheld ▶ 21a. [ ][ ] , [ ][ ][ ] , [ ][ ][ ] .00

b. Spouse's tax withheld ▶ 21b. [ ][ ] , [ ][ ][ ] , [ ][ ][ ] .00

**22. Other Tax Payments**

a. 2009 Estimated Tax ▶ 22a. [ ][ ] , [ ][ ][ ] , [ ][ ][ ] .00

b. Paid with Extension ▶ 22b. [ ][ ] , [ ][ ][ ] , [ ][ ][ ] .00

c. Partnership ▶ 22c. [ ][ ] , [ ][ ][ ] , [ ][ ][ ] .00

d. S Corporation ▶ 22d. [ ][ ] , [ ][ ][ ] , [ ][ ][ ] .00

*If you claim a partnership payment on Line 22c or S corporation payment on Line 22d, you must attach a copy of the NC K-1.*

**23. North Carolina Earned Income Tax Credit** (From Form D-400TC, Part 5) ▶ 23. [ ][ ] .00

**24. Add** Lines 21a through 23 and enter the total on Line 24 24. [ ][ ] , [ ][ ][ ] , [ ][ ][ ] .00

**25. a. Tax Due** - If Line 20 is more than Line 24, subtract and enter the result ▶ 25a. [ ][ ] , [ ][ ][ ] , [ ][ ][ ] .00

b. Penalties and interest (See Line instructions) 25b. [ ][ ] , [ ][ ][ ] , [ ][ ][ ] .00

c. Interest on the underpayment of estimated income tax (See Line instructions and enter letter in box, if applicable) **Exception to underpayment of estimated tax** ▶  ▶ 25c. [ ][ ] , [ ][ ][ ] , [ ][ ][ ] .00

**26. Add** Lines 25a, 25b, and 25c and enter the total - Pay This Amount You can now pay online. Go to our website and click on Electronic Services for details. 26. \$ [ ][ ] , [ ][ ][ ] , [ ][ ][ ] .00


**27. Overpayment** - If Line 20 is less than Line 24, subtract and enter the result 27. [ ][ ] , [ ][ ][ ] , [ ][ ][ ] .00

**28. Amount of Line 27 to be applied to 2010 Estimated Income Tax** ▶ 28. [ ][ ] , [ ][ ][ ] , [ ][ ][ ] .00

**29. Contribution to the N.C. Nongame and Endangered Wildlife Fund** ▶ 29. [ ][ ] , [ ][ ][ ] , [ ][ ][ ] .00

**30. Add** Lines 28 and 29 30. [ ][ ] , [ ][ ][ ] , [ ][ ][ ] .00

**31. Subtract** Line 30 from Line 27 and enter the Amount To Be Refunded For a faster refund, file electronically. Go to our website and click on efile. ▶ 31. [ ][ ] , [ ][ ][ ] , [ ][ ][ ] .00



10 boxes for last name

9 boxes for social security number

Additions to Federal Taxable Income (See Line Instructions beginning on Page 9.)

Form section 32-42: Additions to Federal Taxable Income. Includes instructions for itemized deductions, standard deduction, and other adjustments. Includes a barcode with number 7020302011.

Deductions from Federal Taxable Income (See Line Instructions beginning on Page 11.)

Form section 43-53: Deductions from Federal Taxable Income. Includes instructions for state tax refund, retirement benefits, and other deductions.

□□□□□□□□□□

□□□-□□-□□□□

**Computation of North Carolina Taxable Income for Part-Year Residents and Nonresidents**

(See Line Instructions beginning on Page 12. Note: **Do not** complete Lines 54 through 56 if you were a full-year resident.)

Fill in applicable circles

You Spouse

Fill in circle(s) if you or your spouse **moved into or out of North Carolina** during the year and enter the dates of residency in the boxes. →

**You**

Date residency began: □□-□□-□□ (MM-DD-YY)

Date residency ended: □□-□□-□□ (MM-DD-YY)

**Spouse**

Date residency began: □□-□□-□□ (MM-DD-YY)

Date residency ended: □□-□□-□□ (MM-DD-YY)

Fill in circle(s) if you or your spouse were **nonresidents of North Carolina** for the entire year. →

**Part-year residents and nonresidents must complete the worksheet on Page 12 of the instructions to determine the amounts to enter on Lines 54 and 55 below.**

If amount on Line 54 or 55 is negative, fill in circle. Example: ●

Enter Whole U.S. Dollars Only

- 54. Enter the amount from **Column B, Line 30 of the Part-Year Resident/Nonresident Worksheet** on Page 12 of the Instructions. ▶ 54.  □□,□□□,□□□ .00
- 55. Enter the amount from **Column A, Line 30 of the Part-Year Resident/Nonresident Worksheet** on Page 12 of the Instructions. ▶ 55.  □□,□□□,□□□ .00
- 56. Divide Line 54 by Line 55 (Enter the result as a decimal amount here and on Line 12; round to four decimal places.) 56. □.□□□□

I certify that, to the best of my knowledge, this return is accurate and complete.

If prepared by a person other than taxpayer, this certification is based on all information of which the preparer has any knowledge.

Sign Here

Your Signature \_\_\_\_\_ Date \_\_\_\_\_

Paid Preparer's Signature \_\_\_\_\_ Date \_\_\_\_\_

Spouse's Signature (If filing joint return, both must sign.) \_\_\_\_\_ Date \_\_\_\_\_

Preparer's FEIN, SSN, or PTIN ▶ □□□□□□□□

Home Telephone Number (Include area code.) ▶ □□□ - □□□ - □□□□

Preparer's Telephone Number (Include area code.) ▶ □□□ - □□□ - □□□□

**If REFUND mail return to:** N.C. DEPT. OF REVENUE  
P.O. BOX R  
RALEIGH, NC 27634-0001

**If you ARE NOT due a refund, mail return, any payment, and D-400V to:** N.C. DEPT. OF REVENUE  
P.O. BOX 25000  
RALEIGH, NC 27640-0640



**Payment Options**

**Online** - You can pay your tax online by bank draft or credit or debit card using Visa or MasterCard. Go to our website **www.dorn.com** and click on **Electronic Services** for details.

**Payment Voucher** - If you received a pre-addressed income tax booklet **and** you do not pay your tax online, use the payment voucher (**Form D-400V**) included in the back of the booklet. Complete the voucher and enclose it with your return and payment in the envelope provided. **Note:** The Department will not accept a check, money order, or cashier's check unless it is drawn on a U.S. (domestic) bank and the funds are payable in U.S. dollars. Be sure to enter your social security number(s) in the boxes provided on the voucher. Do not use Form D-400V if any of the preprinted information does not match what you entered on your return. Instead, go to our website to generate a personalized D-400V with the correct information. Please do not staple, tape, paper clip, or otherwise attach your payment or voucher to your return or to each other.