



Individual Income Tax Return 2006

North Carolina Department of Revenue



Print in Black or Blue Ink Only.

For calendar year **2006**, or other tax year beginning (MM-DD) --**06** and ending (MM-DD-YY) --

Your Social Security Number

--

You must enter your social security number(s)

Spouse's Social Security Number

--

Your First Name (USE CAPITAL LETTERS FOR YOUR NAME AND ADDRESS)

M.I.

Your Last Name

If a Joint Return, Spouse's First Name

M.I.

Spouse's Last Name

Address

County (Enter first five letters)

City

State

Zip Code

Country (If not U.S.)

Deceased Taxpayer Information

If return is for a deceased taxpayer or deceased spouse, enter date of death.

Deceased taxpayer's date of death

(MM-DD-YY)

Deceased spouse's date of death

(MM-DD-YY)

N.C. Public Campaign Fund

Mark 'Yes' if you want to designate \$3 of taxes to this special Fund for voter education materials and for candidates who accept spending limits. Marking 'Yes' does not change your tax or refund.

You

Your Spouse

(Fill in appropriate circle)

Yes
 No

Yes
 No

N.C. Political Parties Financing Fund

Fill in appropriate circle if you want to designate \$3 to this fund. Your tax remains the same whether or not you make a designation.

You

Your Spouse

Democratic
 Republican
 Unspecified

Democratic
 Republican
 Unspecified

Federal Adjusted Gross Income

Enter federal adjusted gross income from your federal return (Form 1040, Line 37; Form 1040A, Line 21; or Form 1040EZ, Line 4)

Fill in circle if negative

,,.00

Residency Status

Were you a resident of N.C. for the entire year of 2006? Yes No

Was your spouse a resident for the entire year? Yes No

If No, complete Lines 1 through 11. Then go to Page 4 of Form D-400. Enter dates of residency and complete Lines 48 through 50.

Filing Status

Same as federal. Fill in one circle only. If your spouse was a nonresident and had no North Carolina taxable income in 2006, see the Line Instructions for Lines 1 through 5. If you do not indicate your filing status by filling in one of the circles, any refund due will be delayed.

- 1. Single
- 2. Married Filing Jointly
- 3. Married Filing Separately → (Enter your spouse's full name and Social Security Number) Name SSN
- 4. Head of Household
- 5. Qualifying Widow(er) with Dependent Child (Year spouse died:)

Enter the Number of Exemptions claimed on your federal income tax return

If amount on Line 6, 8, 10, 11, or 13 is negative, fill in circle. Example:

Enter Whole U.S. Dollars Only

6. Taxable Income from Your Federal Income Tax Return Form 1040, Line 43; Form 1040A, Line 27; or Form 1040EZ, Line 6 (If zero, see the Line Instructions)

6. ,,.00

7. Additions to Federal Taxable Income All taxpayers must complete Lines 29 through 38 on Page 3 and enter amount from Line 38

7. ,,.00

8. Add Lines 6 and 7


8. ,,.00

9. Deductions from Federal Taxable Income If applicable, complete Lines 39 through 47 on Page 3 and enter amount from Line 47

9. ,,.00

10. Line 8 minus Line 9

10. ,,.00



2006

Staple W-2s Here ↑

10 digit last name input boxes

9 digit social security number input boxes

11. Enter amount from Line 10 11. [][] , [][][] , [][][] .00

12. Part-year residents and nonresidents
Complete Lines 48 through 50 on Page 4 and enter decimal amount from Line 50 12. [] . [][][]

13. North Carolina Taxable Income
Full-year residents enter the amount from Line 11
Part-year residents and nonresidents multiply amount on Line 11 by the decimal amount on Line 12 13. [][] , [][][] , [][][] .00

14. North Carolina Income Tax
If the amount on Line 13 is less than \$68,000, use the Tax Table beginning on Page 17 of the instructions to determine your tax. If the amount on Line 13 is \$68,000 or more, use the Tax Rate Schedule on Page 25 to calculate your tax. 14. [][] , [][][] , [][][] .00

15. Tax Credits (From Form D-400TC, Part 4, Line 34 - You must attach Form D-400TC if you enter an amount on this line) ▶ 15. [][] , [][][] , [][][] .00

16. Subtract Line 15 from Line 14 16. [][] , [][][] , [][][] .00

17. Consumer Use Tax (See instructions on Page 8) ▶ 17. [][] , [][][] , [][][] .00

18. Add Lines 16 and 17 18. [][] , [][][] , [][][] .00

19. North Carolina Income Tax Withheld

(Staple original or copy of the original State wage and tax statement(s) in top left-hand corner of the return)

a. Your tax withheld ▶ 19a. [][] , [][][] , [][][] .00

b. Spouse's tax withheld ▶ 19b. [][] , [][][] , [][][] .00

20. Other Tax Payments

a. 2006 Estimated Tax ▶ 20a. [][] , [][][] , [][][] .00

b. Paid with Extension ▶ 20b. [][] , [][][] , [][][] .00

c. Partnership ▶ 20c. [][] , [][][] , [][][] .00
If you claim a partnership payment on Line 20c or S corporation payment on Line 20d, you must attach a copy of the NC K-1.

d. S Corporation ▶ 20d. [][] , [][][] , [][][] .00

21. Add Lines 19a through 20d and enter the total on Line 21 21. [][] , [][][] , [][][] .00

22. a. If Line 18 is more than Line 21, subtract and enter the result ▶ 22a. [][] , [][][] , [][][] .00

b. Penalties and interest (See Line instructions) ▶ 22b. [][] , [][][] , [][][] .00

c. Underpayment of estimated income tax (See Line instructions and enter letter in box, if applicable) **Exception to underpayment of estimated tax** ▶ 22c. [][] , [][][] , [][][] .00

23. Add Lines 22a, 22b, and 22c and enter the total - **Pay This Amount** 23. \$ [][] , [][][] , [][][] .00
You can now pay online. Go to our website and click on Electronic Services for details.


24. If Line 18 is less than Line 21, subtract and enter the result 24. [][] , [][][] , [][][] .00

25. Amount of Line 24 to be applied to **2007 Estimated Income Tax** ▶ 25. [][] , [][][] , [][][] .00

26. Contribution to the **N.C. Nongame and Endangered Wildlife Fund** ▶ 26. [][] , [][][] , [][][] .00

27. Add Lines 25 and 26 27. [][] , [][][] , [][][] .00

28. Subtract Line 27 from Line 24 and enter the **Amount To Be Refunded** ▶ 28. [][] , [][][] , [][][] .00



10 digit last name input boxes


9 digit social security number input boxes

Computation of North Carolina Taxable Income for Part-Year Residents and Nonresidents

(See Line Instructions beginning on Page 13. Note: Do not complete Lines 48 through 50 if you were a full-year resident.)

Main computation table with columns for You and Your Spouse, and rows 48-50 for income and division.

Signature section with fields for Your Signature, Spouse's Signature, Paid Preparer's Signature, and Preparer's FEIN, SSN, or PTIN.



Payment Options section containing Online and Payment Voucher instructions.